

Scaled data based on original data using  
LM-79-08 Approved Method: Electrical and Photometric Measurements of Solid-  
State Lighting Products

Test Report Prepared for  
Cooper Lighting Solutions  
(formerly Eaton)

Brand: McGRAW-EDISON

Report Number: P386132

Luminaire Tested: **GWC-SA1D-730-U-SL2-HSS**

Issue Date: 3/3/2020

**Test Information**

Test Method: LM-79-08  
Report Number: P386132  
TEST IS SCALED FROM IESNA LM-79-08 TEST DATA (G2-1903-205-21)  
Test Lab: INNOVATION CENTER  
Issue Date: 3/3/2020  
Manufacturer: COOPER LIGHTING SOLUTIONS (FORMERLY EATON)  
Product Line: MCGRAW-EDISON  
Catalog Number: GWC-SA1D-730-U-SL2-HSS  
Description: GALLEON WALL LUMINAIRE  
(1) 70 CRI, 3000K, 1200mA LIGHTSQUARE WITH 16 LEDS AND TYPE II SPILL  
LIGHT ELIMINATOR OPTICS WITH HOUSE SIDE SHIELD  
Light Source: -  
Ballast/Driver: ELECTRONIC DRIVER

**Summary**

Lumens per Lamp: N/A  
Luminaire Lumens: 6250 lumens  
Efficiency: N/A  
Efficacy: 93.3 lumens/watt  
Luminous Opening: Rectangular (W 0.5' x L: 0.5' x H: 0')  
IES Classification: Type III - Medium  
BUG Rating: B1 - U0 - G2

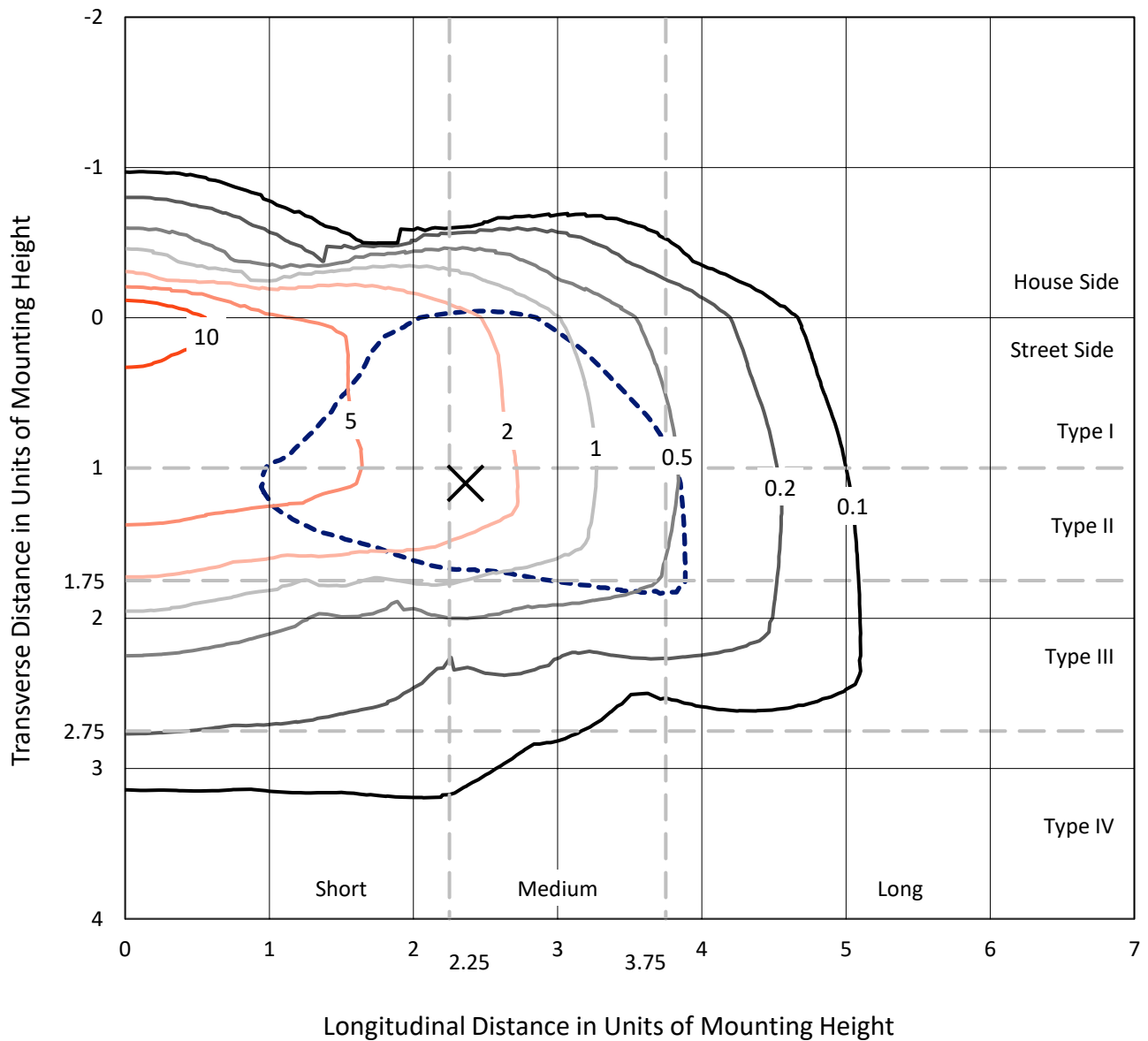
Input Watts (W): 67  
Input Voltage (V): NR  
Input Current (Ain): NR  
Voltage Rise (V): NR  
Power Factor: NR  
Total Harmonic Distortion (THDi): NR  
Frequency (hertz): 60  
Stabilization Time: NR  
Operation Time: NR  
Ambient Temperature (°C): NR  
Test Distance: 24 FT



REPORT NUMBER: P386132  
 CATALOG NUMBER: GWC-SA1D-730-U-SL2-HSS

### Iso-Footcandle Lines of Horizontal Illumination

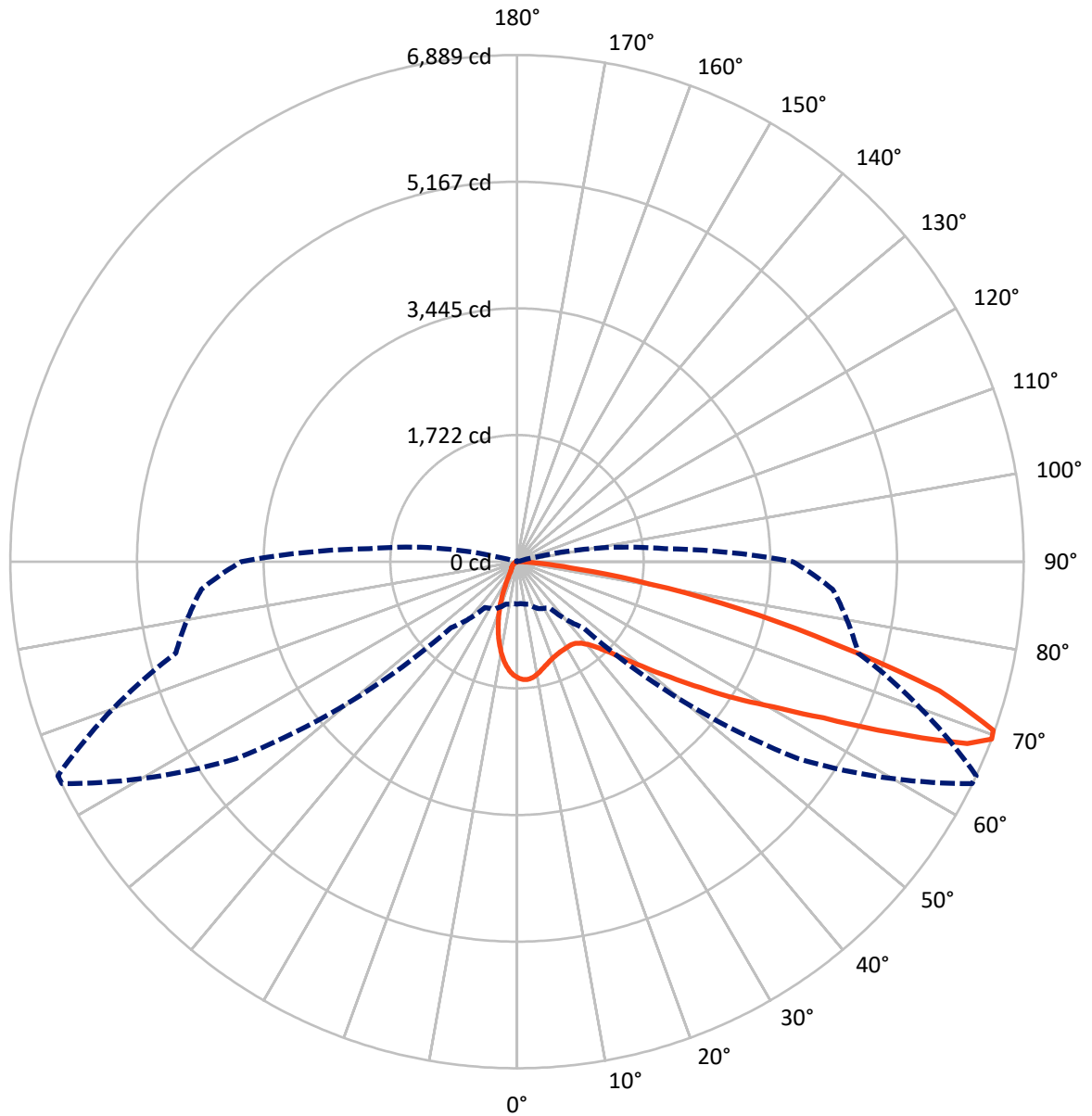
✕ Max cd  
 - - - 1/2 Max cd



Based on 10 foot mounting height. Maximum calculated value = 15.8 fc  
 Type III - Medium - N/A

REPORT NUMBER: P386132  
CATALOG NUMBER: GWC-SA1D-730-U-SL2-HSS

### Luminous Intensity Polar Plot



— Vertical Plane Through 65-Deg Lateral    - - - Horizontal Cone Through 69-Deg Vertical

REPORT NUMBER: P386132

CATALOG NUMBER: GWC-SA1D-730-U-SL2-HSS

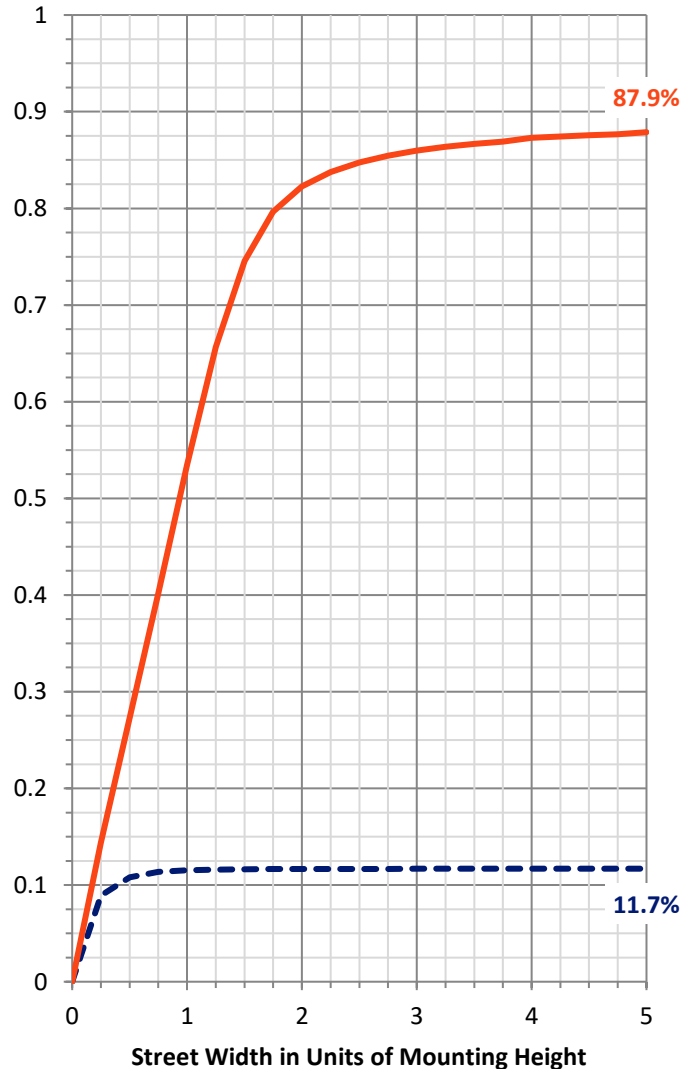
**FLUX DISTRIBUTION:**

		Downward	Upward	Total
<b>House Side</b>	Lumens	736.7	0.0	736.7
	% Fixture	11.8	0.0	11.8
<b>Street Side</b>	Lumens	5513.3	0.0	5513.3
	% Fixture	88.2	0.0	88.2
<b>Total</b>	Lumens	6250.0	0.0	6250.0
	% Fixture	100.0	0.0	100.0

**ZONAL LUMENS:**

Zone	Lumens	% Fixture
0°-10°	132.1	2.1
10°-20°	289.1	4.6
20°-30°	400.4	6.4
30°-40°	558.3	8.9
40°-50°	867.8	13.9
50°-60°	1393.2	22.3
60°-70°	1575.9	25.2
70°-80°	925.5	14.8
80°-90°	107.7	1.7
90°-100°	0.0	0.0
100°-110°	0.0	0.0
110°-120°	0.0	0.0
120°-130°	0.0	0.0
130°-140°	0.0	0.0
140°-150°	0.0	0.0
150°-160°	0.0	0.0
160°-170°	0.0	0.0
170°-180°	0.0	0.0
0°-90°	6250.0	100.0
0°-180°	6250.0	100.0

**Coefficient of Utilization**



REPORT NUMBER: P386132

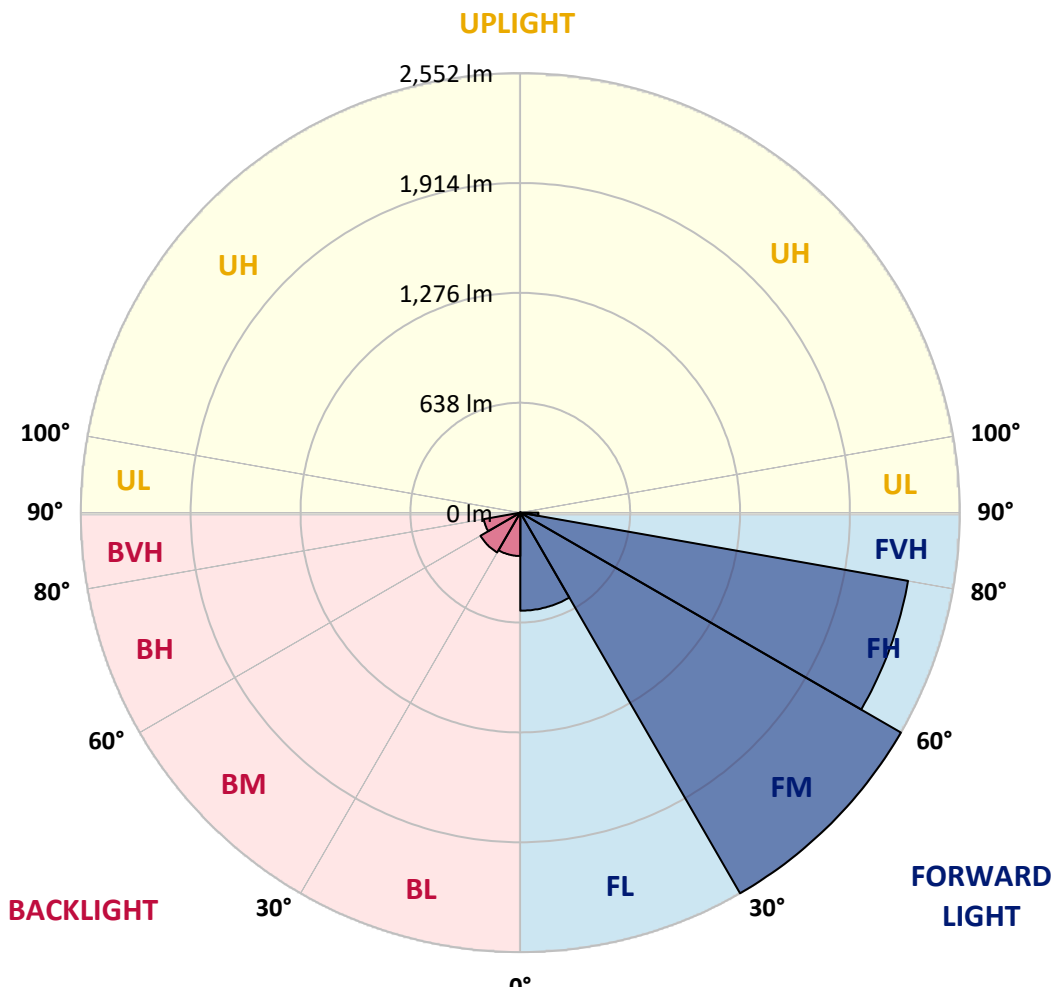
CATALOG NUMBER: GWC-SA1D-730-U-SL2-HSS

**LUMINAIRE CLASSIFICATION SYSTEM LUMEN TABLE AND BUG RATING:**

Zone	Lumens	% Fixture	Zone Rating/Lumen Limit		
			B	U	G
FL (0°-30°)	569.5	9.1			
FM (30°-60°)	2552.3	40.8			
FH (60°-80°)	2286.2	36.6			G2/5000
FVH (80°-90°)	105.2	1.7			G2/225
BL (0°-30°)	252.1	4.0	B1/500		
BM (30°-60°)	267.0	4.3	B1/1000		
BH (60°-80°)	215.3	3.4	B1/500		G1/500
BVH (80°-90°)	2.4	0.0			G0/10
UL (90°-100°)	0.0	0.0		U0/0	
UH (100°-180°)	0.0	0.0		U0/0	

**BUG Rating: B1-U0-G2**

Type III Medium





REPORT NUMBER: P386132  
 CATALOG NUMBER: GWC-SA1D-730-U-SL2-HSS

**CANDELA DISTRIBUTION (FULL):**

	0°	5°	15°	25°	35°	45°	55°	64°	65°	75°	85°
0°	1579.4	1579.4	1579.4	1579.4	1579.4	1579.4	1579.4	1579.4	1579.4	1579.4	1579.4
2.5°	1593.4	1589.4	1592.6	1599.5	1602.9	1602.9	1605.6	1602.4	1603.5	1595.8	1584.7
5°	1493.7	1487.6	1496.3	1515.6	1539.5	1559.8	1590.0	1605.8	1607.4	1607.7	1594.7
7.5°	1386.3	1380.8	1393.7	1416.5	1447.2	1485.0	1537.6	1583.6	1586.3	1611.1	1601.6
10°	1299.1	1295.1	1310.2	1334.5	1370.5	1412.8	1477.3	1541.3	1549.0	1604.0	1600.5
12.5°	1229.8	1226.6	1240.9	1268.9	1305.7	1352.5	1419.9	1494.2	1504.5	1587.8	1595.3
15°	1179.3	1178.7	1190.6	1217.6	1258.3	1302.0	1371.0	1450.6	1462.5	1570.4	1594.5
17.5°	1152.8	1153.6	1162.3	1185.3	1220.2	1263.6	1329.7	1413.8	1426.8	1554.8	1598.4
20°	1150.2	1151.0	1155.7	1168.7	1197.0	1235.3	1296.1	1382.9	1396.4	1543.2	1604.8
22.5°	1173.4	1172.9	1174.2	1172.9	1188.8	1217.9	1273.9	1359.1	1374.7	1535.5	1609.8
25°	1218.1	1217.3	1216.8	1207.0	1196.4	1212.0	1264.7	1345.6	1360.4	1529.9	1612.7
27.5°	1280.3	1279.7	1279.0	1262.8	1231.1	1221.3	1265.7	1340.6	1353.0	1525.4	1612.2
30°	1362.0	1365.7	1364.6	1342.2	1292.7	1249.6	1276.8	1337.9	1348.8	1516.7	1606.6
32.5°	1458.0	1465.4	1471.2	1447.2	1385.3	1305.7	1302.5	1340.8	1348.8	1510.1	1596.6
35°	1557.7	1567.2	1588.6	1580.2	1498.7	1390.0	1346.7	1358.3	1364.9	1513.8	1591.8
37.5°	1655.8	1667.2	1713.7	1738.3	1647.4	1501.6	1415.4	1401.4	1404.8	1536.3	1597.1
40°	1769.8	1787.0	1857.6	1897.3	1824.8	1651.1	1518.3	1475.5	1476.8	1585.7	1621.7
42.5°	1919.5	1937.2	2013.6	2075.8	2024.7	1839.9	1657.9	1588.6	1587.3	1678.3	1679.6
45°	2102.0	2120.5	2199.6	2268.6	2245.6	2063.6	1836.7	1753.9	1752.3	1824.3	1789.4
47.5°	2308.8	2327.0	2397.6	2468.8	2493.6	2324.9	2064.4	1979.5	1975.8	2027.1	1958.9
50°	2486.2	2498.1	2563.2	2658.9	2771.1	2646.0	2347.7	2265.9	2262.0	2296.6	2207.8
52.5°	2550.8	2557.6	2623.8	2757.8	3037.6	3080.8	2719.8	2614.5	2611.6	2626.7	2539.1
55°	2420.1	2432.6	2513.7	2712.6	3182.0	3572.1	3189.4	3046.1	3024.2	2991.6	2885.6
57.5°	2064.2	2084.0	2171.3	2435.7	3114.6	3962.0	3879.7	3534.3	3502.0	3303.2	3167.2
60°	1546.6	1570.9	1643.4	1928.7	2754.7	4100.8	4634.0	4078.3	4005.6	3551.2	3426.1
62.5°	1061.3	1073.5	1122.7	1308.6	2028.7	3873.4	5265.0	4806.9	4674.2	3821.0	3706.2
65°	810.6	814.8	834.9	898.9	1208.1	3146.3	5515.9	5768.2	5607.7	4143.6	3996.9
67.5°	653.2	649.8	677.6	769.1	809.0	1919.5	5223.2	6677.7	6602.6	4575.0	4289.4
69°	576.0	571.2	599.5	705.9	759.8	1268.9	4669.4	6884.3	6889.1	4802.7	4309.5
70°	518.4	521.5	549.6	668.3	743.1	996.0	4140.5	6831.7	6869.2	4887.8	4188.9
72.5°	346.2	354.6	411.0	554.8	714.6	753.7	2500.0	5862.4	6006.8	4696.1	3593.8
75°	195.2	201.5	268.4	418.4	673.3	717.8	1320.5	4319.0	4458.6	3927.0	2771.3
77.5°	95.7	99.2	151.8	270.0	563.0	683.9	749.0	2933.7	3093.2	2563.2	1567.5
80°	40.5	42.3	75.9	166.6	402.5	652.7	556.2	1805.5	1825.3	1004.2	417.6
82.5°	15.6	16.1	32.0	103.9	255.7	508.8	465.2	856.1	835.4	189.1	95.2
85°	1.9	2.1	11.6	62.4	142.3	261.8	377.9	368.9	341.4	37.6	48.9
87.5°	0.0	0.0	0.8	19.0	42.3	122.7	196.5	153.1	138.1	12.2	25.4
90°	0.0	0.0	0.0	0.0	0.0	0.0	0.0	0.0	0.0	0.0	0.0



REPORT NUMBER: P386132  
 CATALOG NUMBER: GWC-SA1D-730-U-SL2-HSS

**CANDELA DISTRIBUTION (continued):**

	90°	95°	105°	115°	125°	135°	145°	155°	165°	175°	180°
0°	1579.4	1579.4	1579.4	1579.4	1579.4	1579.4	1579.4	1579.4	1579.4	1579.4	1579.4
2.5°	1575.4	1572.8	1558.5	1537.9	1518.3	1494.0	1470.7	1456.7	1445.6	1438.2	1446.9
5°	1579.7	1568.0	1524.6	1469.1	1414.6	1353.3	1296.1	1247.7	1228.7	1207.5	1217.1
7.5°	1578.3	1556.4	1478.4	1379.5	1279.5	1176.1	1078.2	1002.9	963.7	925.4	935.1
10°	1571.7	1534.7	1416.5	1270.0	1120.3	971.6	832.8	727.3	668.3	614.9	622.6
12.5°	1557.2	1505.6	1343.5	1144.6	944.4	748.4	585.8	450.6	378.2	346.2	350.2
15°	1548.4	1477.3	1266.3	1017.7	756.6	521.3	358.1	266.3	233.3	222.7	224.0
17.5°	1544.2	1450.1	1186.4	872.5	564.6	331.9	231.4	204.2	197.0	195.2	195.7
20°	1540.0	1422.6	1104.1	728.9	389.0	223.2	190.2	182.2	179.6	177.2	177.7
22.5°	1532.8	1396.1	1015.8	583.4	262.3	181.2	171.4	163.7	158.2	155.2	155.8
25°	1524.1	1368.3	925.6	434.5	191.5	161.6	152.3	141.5	134.9	129.6	129.9
27.5°	1510.1	1334.2	832.5	316.3	160.8	144.7	132.2	120.3	109.2	103.1	103.1
30°	1490.5	1295.6	729.1	226.4	144.1	128.0	112.9	98.1	86.2	80.7	80.1
32.5°	1468.8	1255.4	624.7	171.6	130.9	112.4	95.2	79.6	69.0	64.5	64.3
35°	1450.3	1212.0	520.5	143.9	117.7	97.3	78.5	65.3	56.9	53.2	52.9
37.5°	1438.4	1168.7	418.9	128.5	105.8	83.3	65.9	54.0	47.9	45.0	44.7
40°	1436.6	1136.4	326.1	116.9	94.7	70.9	55.0	45.8	40.2	37.0	36.8
42.5°	1460.6	1117.9	250.2	107.1	83.3	60.0	46.8	39.1	33.3	30.1	29.9
45°	1523.8	1123.7	192.5	98.4	71.9	50.8	39.7	32.5	27.2	24.9	24.3
47.5°	1639.2	1163.9	153.1	89.7	61.1	43.1	33.9	27.0	22.5	20.1	19.8
50°	1844.4	1258.3	128.0	80.1	51.0	36.8	28.0	22.0	18.2	16.1	15.9
52.5°	2116.8	1426.5	114.2	70.9	42.3	31.2	23.0	17.5	14.3	12.7	12.4
55°	2417.2	1630.2	105.3	60.8	34.6	25.9	18.2	13.8	11.1	9.8	9.3
57.5°	2710.5	1806.6	96.8	51.0	28.8	21.2	14.5	10.8	8.7	7.4	7.1
60°	2980.0	1968.7	87.0	41.0	23.5	16.7	11.4	8.5	6.9	5.6	5.6
62.5°	3268.5	2094.0	73.5	32.0	19.3	12.7	9.3	7.7	5.6	4.8	4.5
65°	3574.2	2187.1	57.7	24.9	15.1	9.5	7.7	7.9	4.5	3.4	3.2
67.5°	3800.1	2168.6	42.6	19.6	11.6	7.4	7.4	8.5	4.0	2.6	2.4
69°	3750.4	2018.1	35.7	16.9	10.0	6.3	6.9	8.5	3.7	2.4	2.1
70°	3606.2	1851.5	31.5	15.1	9.0	5.8	6.6	8.2	3.4	2.4	2.1
72.5°	3003.3	1394.5	24.6	11.4	7.1	4.8	5.6	7.1	3.4	2.4	1.9
75°	2259.1	892.6	18.8	8.2	5.3	3.7	4.2	5.3	3.4	2.1	1.9
77.5°	1229.2	321.9	13.5	5.6	3.7	2.9	2.9	4.0	3.2	1.6	1.1
80°	316.0	80.9	8.5	3.7	2.9	2.1	1.9	2.6	1.9	0.3	0.0
82.5°	78.0	18.2	4.5	2.6	2.1	0.8	0.8	1.3	0.8	0.0	0.0
85°	42.8	9.0	2.9	1.9	1.1	0.0	0.0	0.3	0.0	0.0	0.0
87.5°	22.0	2.6	0.8	0.5	0.3	0.0	0.0	0.0	0.0	0.0	0.0
90°	0.0	0.0	0.0	0.0	0.0	0.0	0.0	0.0	0.0	0.0	0.0



Signify Classified - Internal  
Cooper Lighting Solutions Photometric Lab  
1121 Highway 74 South  
Peachtree City, GA 30269

Scaled Data Report



Report Generated By 670245982

Signify Classified - Internal  
Cooper Lighting Solutions Photometric Lab  
1121 Highway 74 South  
Peachtree City, GA 30269

Scaled Data Report



Signify Classified - Internal  
Cooper Lighting Solutions Photometric Lab  
1121 Highway 74 South  
Peachtree City, GA 30269

Scaled Data Report



Signify Classified - Internal  
Cooper Lighting Solutions Photometric Lab  
1121 Highway 74 South  
Peachtree City, GA 30269

Scaled Data Report



Signify Classified - Internal  
Cooper Lighting Solutions Photometric Lab  
1121 Highway 74 South  
Peachtree City, GA 30269

Scaled Data Report



--- HS    — SS

Signify Classified - Internal  
Cooper Lighting Solutions Photometric Lab  
1121 Highway 74 South  
Peachtree City, GA 30269

Scaled Data Report



u

Signify Classified - Internal  
Cooper Lighting Solutions Photometric Lab  
1121 Highway 74 South  
Peachtree City, GA 30269

Scaled Data Report



Signify Classified - Internal  
Cooper Lighting Solutions Photometric Lab  
1121 Highway 74 South  
Peachtree City, GA 30269

Scaled Data Report



(END OF REPORT)